

SAMSUNG


A versatile printer that adds
a touch of colour to your business?

Samsung has IT.



SAMSUNGgetsIT.com

Samsung Colour Laser Multifunction Printer
CLX-6250FX




Samsung Colour Laser Multifunction Printer CLX-6250FX

Professional performance, multifunction capability



Samsung's focus on high performance technology and quality colour prints has shaped the development of this multifunctional printer. When your business demands high performance levels of printing, scanning and copying the Samsung CLX-6250FX is an ideal option.

The Samsung CLX-6250FX offers consistently outstanding colour prints, copies and scans, while minimizing operational costs.



The professional solution centre

Samsung's CLX-6250FX provides professional documents, increases productivity and helps to maintain economic running costs.



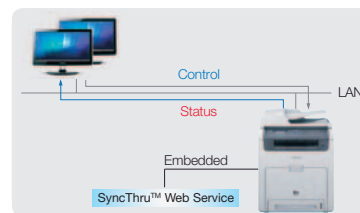
SyncThru™ Admin 5

SyncThru™ Admin 5 device management solution allows IT managers to easily manage and monitor all printer and MFP devices on the network. SyncThru™ Admin 5 enhances productivity with efficient and time-saving device management tools such as remote settings modification and driver distribution. The service can also include job accounting, usage monitoring, authentication, and storage management.

Fleet Management for Multiple Network Printers	Device Discovery	E-mail Notification	Modify Admin Settings	Report Generation Supported by Plug-In

SyncThru™ Web Service

SyncThru™ Web Service is easily and remotely accessible through a web browser and provides administrators with the ability to change network and individual printer settings, upgrade firmware and view your network printer status.



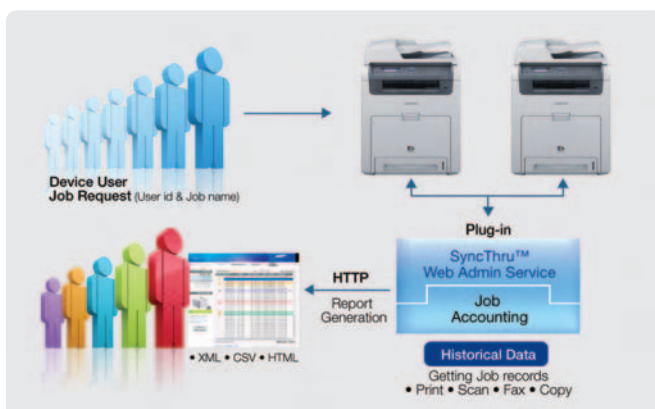
How SyncThru™ Web Service Operates



Screenshot of Web Browser

Job Accounting Plug-in for SyncThru™ Admin 5

The Job Accounting Plug-in for SyncThru™ Admin 5 is a usage monitoring and tracking solution for printers and MFPs. The system manages devices and user accounts allowing you to view job accounting information and statistics. This system provides a cost effective and efficient solution to managing print costs in your office. Authorized users can completely manage data and control access with ease.



Secure print without the need for a Hard Disk Drive (HDD)



With the addition of optional memory (taking your printer from 256MB up to 768MB) the CLX-6250FX is able to securely store files directly, offering less chance of failure and ensuring quicker, safer printing.



For an office environment that believes in efficiency and versatility

Consolidation of your office equipment can dramatically reduce costs across your print, scan, copy and fax environments. By requiring consumables for only one machine and reducing the amount of electricity used, the CLX-6250FX is both cost effective and easy to use.



Economical for your business environment




Toner Management

With the Toner Save mode you can monitor and effectively limit your toner usage for a cost effective business solution. Using less toner on each page can extend your cartridge life, significantly reducing your cost per page and reducing the impact on the environment.



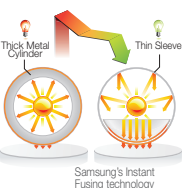
Duplex Printing

With the Samsung CLX-6250FX duplex printing has been made easier and more convenient with the removal of the need for paper reinsertion. The duplex automatic document feeder saves time and money by loading several sheets at a time to be able to copy and print double-sided documents automatically, including faxes.



Power Save Mode

Reduces the cost of printing and lowers the temperature of the machine, creating a more durable environment for the printer components. Less wear and tear means extended quality and fewer replacement parts needed.



Energy Efficient

Samsung's Instant Fusing technology utilises low energy lamps for heating the internal print roller rather than the traditional high energy heating elements. This allows for a more energy efficient and faster printer.

User-friendly, multifunction printer for the demanding office environment

Blue Compass Navigation

Samsung's unique Blue Compass Navigation with 4 Line LCD screen is easy to learn and even easier to use, so you can be more productive, more quickly. The navigation array gives you instant access to all the different print functions and controls. Simple, intuitive menus and buttons add to the savings in training and troubleshooting time. The 4 Line LCD screen make operations quick and easy, and the printer control panels have everything covered, including job status, toner level, paper jam, paper empty and cover open alerts.



Direct USB Interface

The Samsung CLX-6250FX utilises the latest technology to ensure total convenience. With a USB port located on the front of the printer you can easily access and print the files stored on your USB drive. With a wide range of files supported from PDF, BMP, TIFF and JPEG you can save time by printing straight from the USB drive.



Efficient functionality for maximum productivity

With Samsung's CLX-6250FX you get the benefit of high quality colour printing as well as scanning, copying and faxing helping to provide a productive and efficient office environment. With enhanced colour quality and superior specifications the Samsung CLX-6250FX offers your business an effective office solution. Low maintenance, high speed and intelligent resolution features create an economical yet user-friendly multifunction printer.



Colour technology up to the test of your office environment

Improved colour technology delivers uniformity for versatile, consistent and high quality document output.



Samsung Easy Colour Manager

Easy Colour Manager allows users to easily adjust colour balance, brightness, contrast and saturation of any image that you view on your monitor. It can be especially useful if you have specific colour preferences, or if your company has its own brand requirements.



- You can get an image from anywhere on your screen.
- You can extend or reduce the size of preview window.
- You can adjust colour tone of the image that you grabbed.
- You can save your toner or paper by selecting the precise area to print.



Samsung's Real-Time Calibration Technology

Samsung's Real-Time Calibration Technology ensures documents are printed to a consistently high colour quality. However, when dealing with important documents that require special attention, users can choose to manually define the colour quality that will appear on their documents. The enhanced CTD (Colour Toner Density) sensor ensures colour output is always clear, sharp and professional.

High Resolution

Communication is key in any business. Colour Print quality can make your company stand out. The Samsung CLX-6250FX excels in its printing capability by featuring a resolution level of 9600x600 dpi, consistently providing you with professional documents.



Outstanding performance for the demanding office environment

The Samsung CLX-6250FX delivers improved functionality to ensure versatile and high quality document output, whether it be print, copy or scans. Businesses and workgroups can now benefit from having fast multifunction features without compromising on quality.



25PPM

High Speed

Users benefit from a high speed printer, copier and scanner that offers high quality document printing. With a 700MHz CPU and standard memory of 256MB the CLX-6250FX can manage your documents effectively. Throw in print speeds of 25ppm for the CLX-6250FX, along with a First Page Out Time as fast as 17 seconds, and you have the performance to match.



Smooth Network Integration

Connect everyone in your office to one network and keep everything running smoothly. They'll share a common printer and you'll save time from servicing multiple machines. Through the Ethernet interface you can increase your performance by hooking it up to the network.



Samsung Fine Edge Technology

The edges of fonts appear crisper and clearer, producing a more professional looking document. The Fine Edge function creates precise and tidy documents for ultimate legibility.



93 PCL Fonts

A Printer Command Language of 93 sets of fonts allows for more creative documents. Users can create more original and imaginative documents due to the wider choice of fonts.



Specifications

CLX-6250FX

Print

Speed (Mono)	Up to 25 ppm in Letter
Speed (Colour)	Up to 25 ppm in Letter
First Print Out Time (Mono)	Less than 17 seconds
First Print Out Time (Colour)	Less than 17 seconds
Resolution	Up to 9,600 x 600 dpi effective output
Emulation	PostScript3, PCL5c, PCL6
Duplex	Built-in

Copy

Speed (Mono)	Up to 25 cpm in Letter
Speed (Colour)	Up to 25 cpm in Letter
Resolution	Best : 9,600 x 600 dpi effective output / Normal : 1200 x 600 dpi / Draft : 600 x 600 dpi
First Copy Out Time (Mono)	Less than 24 seconds
First Copy Out Time (Colour)	Less than 24 seconds
Zoom Rate	25~400% (Platen), 25~100% (ADF)
Multy Copy	1 ~ 99
Duplex Copy	Built-in
Copy Features	ID Copy, Clone Copy, N-up Copy, Poster Copy

Scan

Compatibility	TWAIN Standard, WIA Standard (Windows XP only)
Method	Colour Flatbed Scanner or DADF
Resolution (Optical)	Up to 600 x 600 dpi
Resolution (Enhanced)	Up to 4,800 x 4,800 dpi
Scan to	USB/SMB/FTP/Network/Email

Fax

Compatibility	ITU-T G3
Modem speed	33.6Kbps
Resolution	Up to 300 x 300 dpi (B/W), 200 x 200 dpi (Colour)
Memory	Less than 4 MB
Auto Dial	Yes
Fax Feature	Colour Fax, PC-Fax (Mono Send Only, included in SmarThru Office)

Paper Handling

Input Capacity and Types	250-sheet Cassette, 100-sheet Multi-Purpose Tray
Output Capacity and Types	Up to 170-sheet@80g/m² Face Down
Media Size	98 x 148 mm (3.86" x 5.83") ~ 216 x 356 mm (8.5" x 14")
Media Type	Envelopes, Labels, Card Stock, Bond, Archive
ADF Capacity	50-sheet
ADF Document Size	Width : 148 ~ 216mm (5.8" ~ 8.5"), Length : 148 ~ 356mm (5.8" ~ 14")

General

LCD	16 x 4 line LCD (White BackLight)
Memory	256 MB (Max. 768 MB)
OS Compatibility	Windows 7/2000/XP/2003/Vista(include 64bit) Various Linux OS, Mac OS X 10.3~10.6
Interface	Hi-Speed USB 2.0, Ethernet 10/100Base-TX / USB host 2.0 (Scan to USB, USB print)
Noise Level	Less than 54 dBA (Printing) / Less than 55 dBA (Copying) / Less than 32 dBA (Standby)
Duty Cycle, Monthly	Up to 80,000 pages
Dimension (W x D x H)	468 x 498 x 651 mm (18.4 x 19.6 x 25.6")
Weight	37.4kg (82.5lb)

Consumables

Black Toner Cartridge	Average Continuous Black Cartridge Yield • CLT-K508L : 5,000 page yield • CLT-K508S : 2,500 page yield (ships with 5,000 page yield Toner Cartridge). Declared yield value in accordance with ISO/IEC 19798
Yellow / Magenta / Cyan Toner Cartridge	Average Continuous Yellow/Magenta/Cyan Cartridge Yield • CLT-C508L/CLT-M508L/CLT-Y508L : 4,000 page yield • CLT-C508S/CLT-M508S/CLT-Y508S : 2,000 page yield (ships with 4,000 page yield Toner Cartridge). Declared yield value in accordance with ISO/IEC 19798
Transfer Belt	Approx. 50,000 pages (CLT-T508)

Options

Options	128MB Memory : ML-MEM150, 256MB Memory : ML-MEM160, 512MB Memory : ML-MEM170 Second Cassette Feeder : CLX-S6250A, Wireless Network Card (802.11 b/g) : ML-NWA40L, 160GB HDD : ML-HDK300
---------	--